

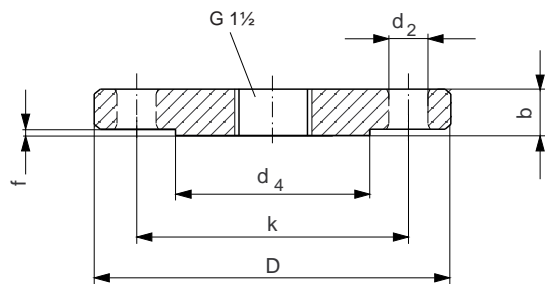
Accessory

Contents	Page
Screwed flanges	278 f.
Welded sockets for thread and hygienic fittings	280 ff.
Identification, seals, reduction etc.	283
Holders	284 f.
Protective accessory	286



Screwed flanges

Dimensions acc. to DIN 2501, seal ledge acc. to DIN 2526 Form C



- D = outer flange diameter
- b = flange thickness
- k = diameter of hole circle
- d₄ = seal ledge diameter
- f = seal ledge strength
- d₂ = diameter of holes

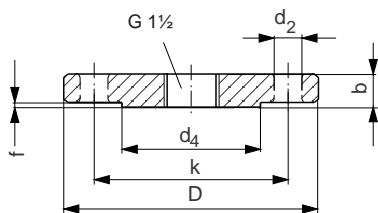
Material: 1.4571 (316Ti)

Thread	Size	Flange			Seal ledge		Holes		Order number	Prices
		D	b	k	d ₄	f	No.	d ₂		
G1	DN40PN40	150	18	110	88	3	4	18	ZDN40PN40V.	
G1	DN50PN40	165	20	125	102	3	4	18	ZDN50PN40V.	
G1	DN80PN40	200	24	160	138	3	8	18	ZDN80PN40V.	
G1½	DN40PN40	150	25	110	88	3	4	18	GDN40PN40V.	
G1½	DN50PN40	165	20	125	102	3	4	18	GDN50PN40V.	
G1½	DN80PN40	200	24	160	138	3	8	18	GDN80PN40V.	
G1½	DN100PN16	220	20	180	158	3	8	18	GDN100PN16V.	
G1½	DN150PN16	285	22	240	212	3	8	22	GDN150PN16V.	

Material: PPH

Thread	Size	Flange				Holes		Order number	Prices
		D	b	k		No.	d ₂		
G1½	DN100PN16	220	20	180		8	18	GDN100PN16P.	
G1½	DN150PN16	285	20	240		8	22	GDN150PN16P.	
G1½	DN80PN16	200	20	160		8	18	GDN80PN16P.	
G1½	DN50PN16	165	20	125		4	18	GDN50PN16P.	
G1½	DN40PN16	150	20	110		4	18	GDN40PN16P.	
G2	DN80PN16	200	20	160		8	18	TDN80PN16P.	
G2	DN100PN16	220	20	180		8	18	TDN100PN16P.	
G2	DN150PN16	285	20	240		8	22	TDN150PN16P.	

Dimensions acc. to ANSI B 16.5, seal ledge RF



- D = outer flange diameter
- b = flange thickness
- k = diameter of hole circle
- d₄ = seal ledge diameter
- f = seal ledge strength
1/16" = approx. 1.6 mm
- d₂ = diameter of holes

Material: 1.4571 (316Ti)

Thread	Size	Flange			Seal ledge		Holes		Order number	Prices
		D	b	k	g	f	No.	I		
G1	2"150lb	152.4	19.1	120.7	91.9	1.6	4	19.1	Z2Z150LBV.	
G1	2"300lb	165.1	22.4	127	91.9	1.6	8	19.1	Z2Z300LBV.	
G1	3"150lb	190.5	23.9	152.4	127	1.6	4	19.1	Z3Z150LBV.	
G1½	2"150lb	152.4	19.1	120.7	91.9	1.6	4	19.1	G2Z150LBV.	
G1½	2"300lb	165.1	22.4	127	91.9	1.6	8	19.1	G2Z300LBV.	
G1½	3"150lb	190.5	23.9	152.4	127	1.6	4	19.1	G3Z150LBV.	
G1½	3"300lb	209.6	28.4	168.1	127	1.6	8	22.4	G3Z300LBV.	

Material: PPH

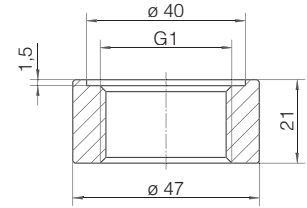
Thread	Size	Flange				Holes		Order number	Prices
		D	b	k		No.	I		
G1½	2"150lb	152.4	19.1	120.7		4	19.1	G2Z150LBP.	
G1½	3"150lb	190.5	23.9	152.4		4	19.1	G3Z150LBP.	
G1½	4"150lb	228.6	23.9	190.5		8	19.1	G4Z150LBP.	
G2	3"150lb	190.5	23.9	152.4		4	19.1	T3Z150LBP.	

• Other flange sizes on request



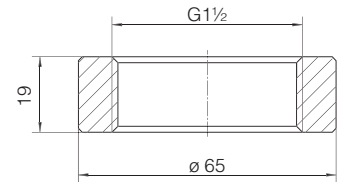
Welded socket thread G 1

- of stainless steel 1.4571 (316Ti) article no. 2.10818
- Seal Klingersil article no. 2.10159



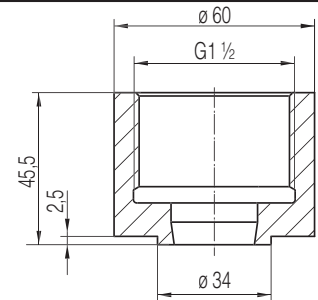
Welded socket thread G 1½

- of stainless steel 1.4571 (316Ti) article no. 2.21993
- Seal Klingersil article no. 2.4191



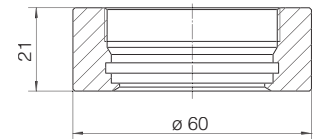
Welded socket thread G 1½ suitable for foodstuffs for capacitive rod electrodes

- for EL21 with 3.2 mm insulation article no. GSTEL.GGL1
- for EL21 with 2 mm insulation article no. GSTEL.GGL2
- for EL 24 article no. GSTEL.GGL4



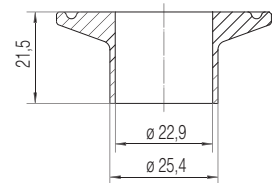
Welded socket M44x1.25

- of stainless steel 1.4571 article no. 2.15986
- Seal Viton article no. 2.10491
- Seal PTFE article no. 2.15185
- Welding dummy brass article no. 2.18000
- Blind stopper1.4571 article no. 2.16098



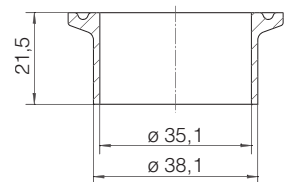
Welded socket Tri-Clamp 1"

- of stainless steel 1.4435 (316L) article no. 2.24711
- Seal EPDM article no. 2.24710
- Tension ring 1.4301 article no. 2.14142



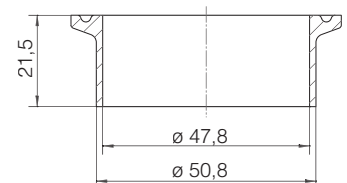
Welded socket Tri-Clamp 1½"

- of stainless steel 1.4435 (316L) article no. 2.14140
- Seal EPDM article no. 2.14141
- Tension ring 1.4301 article no. 2.14142



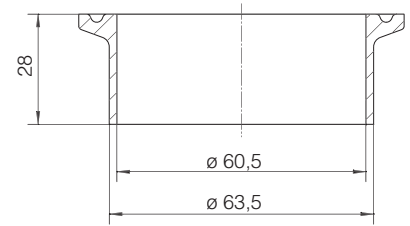
Welded socket Tri-Clamp 2"

- of stainless steel 1.4435 article no. 2.10974
- Seal EPDM article no. 2.10975
- Tension ring 1.4301 article no. 2.10976



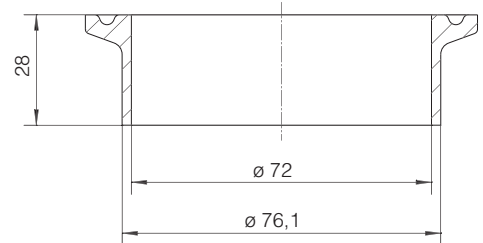
Welded socket Tri-Clamp 2½"

- of stainless steel 1.4435 (316L) article no. 2.19183
- Seal EPDM article no. 2.19184
- Tension ring 1.4301 article no. 2.14878



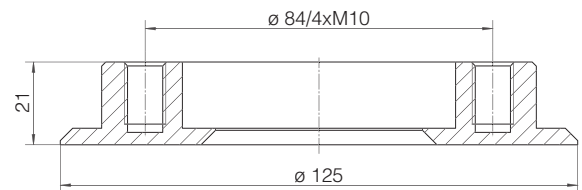
Welded socket Tri-Clamp 3"

- of stainless steel 1.4435 (316L) article no. 2.24570
- Seal EPDM article no. 2.24571
- Tension ring 1.4301 article no. 2.24572



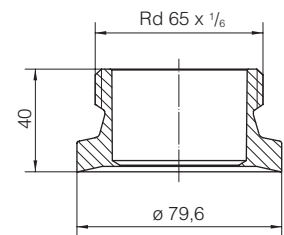
Welded socket DRD

- of stainless steel 1.4571 (316Ti) article no. 2.10500
- Seal PTFE article no. 2.10360



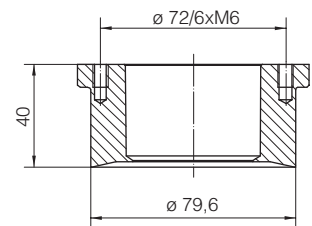
Welded socket aseptic with compression nut

- of stainless steel 1.4435 (316L) article no. 2.23898
- Seal EPDM article no. 2.17682
- Welding dummy 1.4305 article no. DMONT.A
- Blind stopper 1.4571 (316Ti) article no. DMONT.B



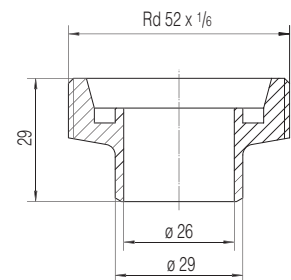
Welded socket aseptic with tension flange

- of stainless steel 1.4435 (316L) article no. 2.25067
- Seal EPDM article no. 2.17682
- Welding dummy 1.4305 article no. DMONT.C
- Blind stopper 1.4571 (316Ti) article no. DMONT.D



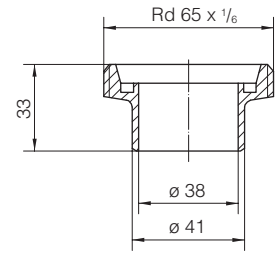
Welded socket bolting DIN 11 851 DN 25

- of stainless steel 1.4404 (316L) article no. 2.6543
- Seal NBR article no. 2.6544



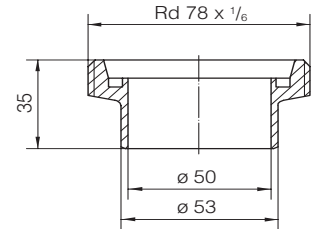
Welded socket bolting DIN 11 851 DN 40

- of stainless steel 1.4404 (316L) article no. 2.10955
- Seal NBR article no. 2.10956



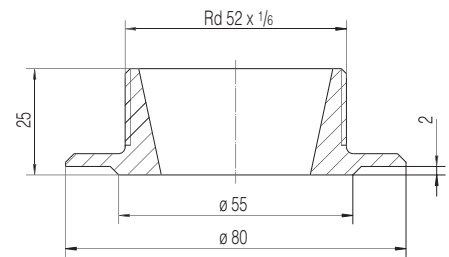
Welded socket bolting DIN 11 851 DN 50

- of stainless steel 1.4404 (316L) article no. 2.4177
- Seal NBR article no. 2.4178



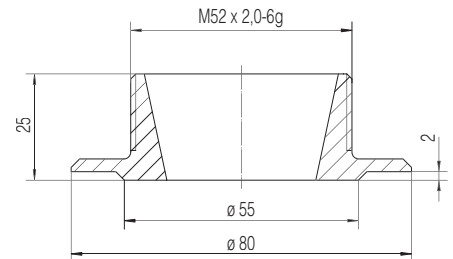
Welded socket conus DN 25

- of stainless steel 1.4435 (316L) article no. 2.25066



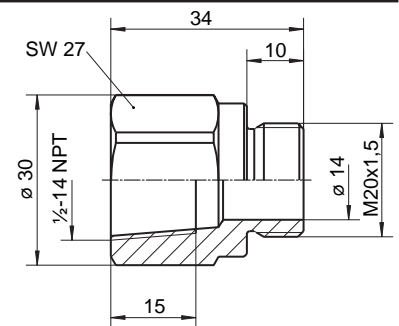
Welded socket conus M 52

- of stainless steel 1.4435 (316L) article no. 2.25845



Adapter for cable entry

- M20x1.5 on 1/2 NPT cable entry (StSt) article no. 2.22851



Identification

Type plate of stainless steel with laser marking
 Measurement loop designation by StSt label
 Measurement loop designation by transparency label

Seals

suitable for G $\frac{1}{2}$ A

- of Tesnit (for manometer connection) article no. 2.14815
- of Klingersil article no. 2.5056

suitable for Tuchenhausen Varivent

- of EPDM article no. 2.17992

Counter nuts

- G $\frac{1}{2}$ (SW 32) of 1.4571 article no. 2.5725
- G $\frac{3}{4}$ (SW 36) of 1.4571 article no. 2.23653
- G 1 (SW 46) of 1.4571 article no. 2.4173
- G 1 (SW 46) of steel, galvanized article no. 2.2525
- G 1 (SW 60) of PPH article no. 2.13349
- G 1 $\frac{1}{2}$ (SW 60) of 1.4571 article no. 2.2548
- G 1 $\frac{1}{2}$ (SW 60) of steel, galvanized article no. 2.1597
- G 1 $\frac{1}{2}$ (SW 60) of PPH article no. 2.10371
- G 2 (SW 75) of 1.4571 article no. 2.6397
- G 2 (SW 75) of steel, galvanized article no. 2.22519
- G 2 (SW 75) of PPH article no. 2.21638

Fastenings

- Closing screw G 1 $\frac{1}{2}$ A of 1.4305; cable \varnothing 8 article no. DVSCHR.8.ZV4
- Straining clamp of stainless steel; article no. 2.27363



Accessory

Mounting components for different sensors and processing units, e.g. for capacitive electrodes, conductive level switches, suspension pressure transmitters, ultrasonic and radar sensors.
Material: stainless steel 1.4301

Mounting angle for wall mounting with fix length 150 mm
e.g. for level measuring instruments with thread

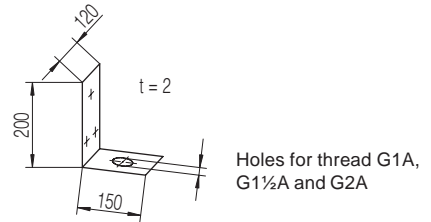
Hole suitable for thread:

- G 1 A or 1 NPT article no. 2.21614
- G 1½A or 1½ NPT article no. 2.21615
- G 2 A or 2 NPT article no. 2.21616
- G ¾ A or ¾ NPT article no. 2.26519

Suitable for counter nut of PP for

- G 1½ A article no. 2.10371
- G 2 A article no. 2.21638

incl. mounting accessory



Mounting angle for wall mounting with bracket in variable length 200 mm ... 280 mm, of rectangular tube 20 mm x 20 mm

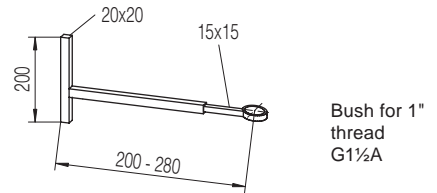
with bush for thread

- G 1 A or 1 NPT article no. 2.21617

with screw socket

- G 1 A article no. 2.21782
- G 1½ A article no. 2.21618

incl. mounting accessory



Mounting angle for wall mounting with bracket in variable length 400 mm ... 650 mm, of rectangular tube 30 mm x 30 mm

with bush for thread

- G 1 A or 1 NPT article no. 2.21784

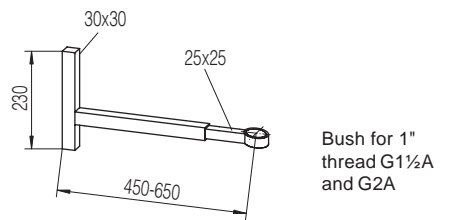
with screw socket for

- G 1 A article no. 2.22734
- G 1½ A article no. 2.21619
- G 2 A article no. 2.21620

with holder for mounting strap for VEGASON 53

- holder article no. 2.22735

incl. mounting accessory

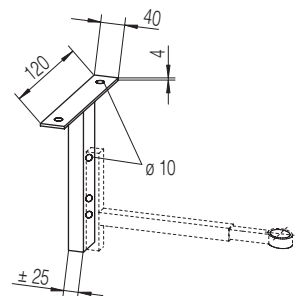


Ceiling adapter for mounting angle in variable length

Length

- 240 mm article no. 2.22736
- 600 mm article no. 2.22737

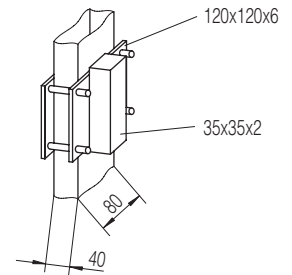
incl. mounting accessory



Slide holder adapter for mounting angle with variable length.

For rectangular and circular tubes

- slide holder article no. 2.22743



Swivelling bracket in variable length

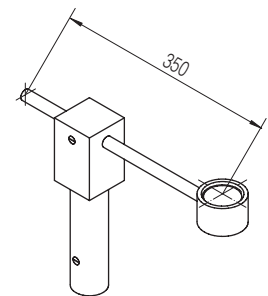
Swivelling bracket in variable length for mounting on mounting angle article no. 2.22744 or 2.22746 or slide holder article no. 2.22745.

Bracket length 350 mm for

- G 1 A or 1 NPT bush article no. 2.22747
- G 1½A screw socket article no. 2.22749
- G 2 A screw socket article no. 2.22751

Bracket length 600 mm for

- G 1 A or 1 NPT bush article no. 2.22748
- G 1½A screw socket article no. 2.22750
- G 2 A screw socket article no. 2.22752



Mounting angle for bottom mounting of swivelling bracket

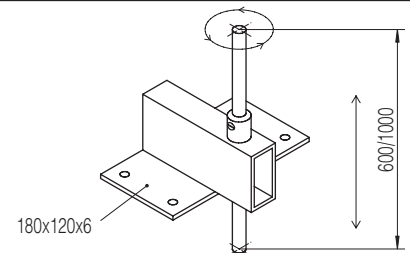
in variable length

Mounting angle for swivelling bracket

Mounting angle

- rod length 600 mm article no. 2.22744
- rod length 1000 mm article no. 2.22753

incl. mounting accessory



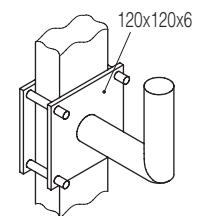
Slide holder for rail mounting of swivelling bracket

in variable length

Slide holder for swivelling bracket article no. 2.22747 ... 2.22752. For mounting on rectangular and circular tubes

- slide holder article no. 2.22745

incl. mounting accessory



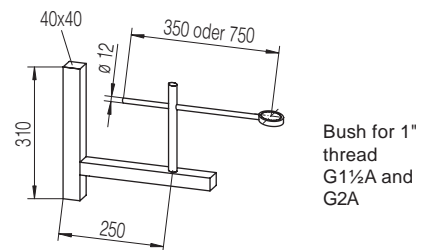
Mounting angle for wall mounting of swivelling bracket

in variable length

Mounting angle for swivelling bracket article no. 2.22747 ... 2.22752

- mounting angle article no. 2.22746

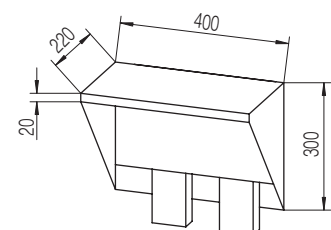
incl. mounting accessory



Protective cover with mounting plate

for one VEGASON 70 and overvoltage protection housing or two VEGASON 70 or VEGASCAN 850

- protective cover article no. 2.21609



Stand for protective cover with mounting plate

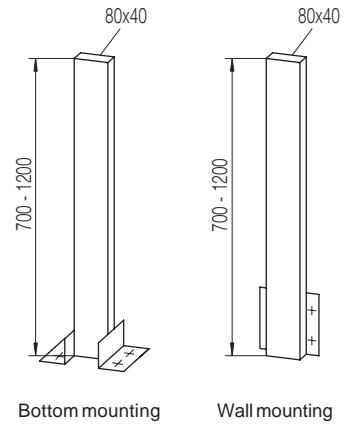
Stand for wall mounting

- length 700 mm article no. 2.21610
- length 1200 mm article no. 2.21611

Stand for bottom mounting

- length 700 mm article no. 2.21612
- length 1200 mm article no. 2.21613

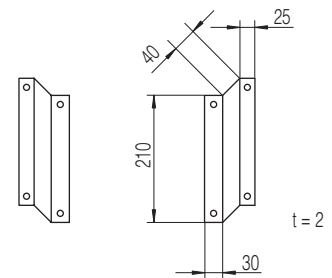
incl. mounting accessory



Mounting angle for wall mounting of protective cover

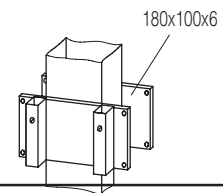
- distance angle (1 pair) article no. 2.22740

incl. mounting accessory



Rail adapter for protective cover with mounting plate

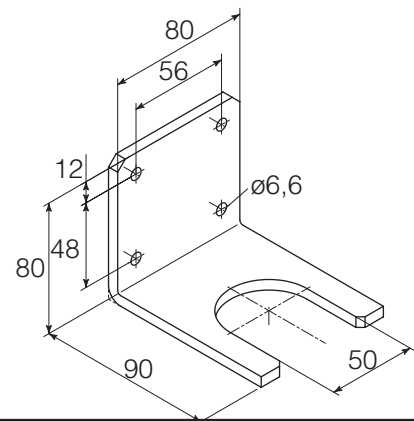
- rail adapter article no. 2.22739



Mounting angle for wall mounting

suitable for level measurements with thread G 1½ A

- of steel galvanized article no. 2.8010
- of 1.4571 article no. 2.8011



Protective cover for plastic housing

- for VEGASON, VEGAFLEX, VEGAPULS series 50 and VEGAPULS series 40

- protective cover article no. 2.2572

